



त्रिभुवन विश्वविद्यालयबाट सम्बन्धन प्राप्त
सामुदायिक कलेज

☎033-550070

ब्रम्हचारी दामोदरानन्द कलेज Bramhachari Damodaranand College

मिर्चैया-५, सिरहा (नेपाल)
Mirchaiya-5, Siraha (Nepal)

पत्र संख्या :-
चलानी नं.:- 2082/083
Ref. No.:- 421



मिति:-
Date:- 2083/01/17

To
The secretary
University Grants commission
Sanothimi, Bhaktapur, Nepal.

Subject: Submission of HEMIS Progress report prepared under NEHEP

Dear sir/ madam,

We are pleased to forward this HEMIS Progress report 2083 of Bramhachari Damodarananda College, Mirchaiya 5, Siraha as one of the selected public / community college for the purpose of HEMIS integration task under the given guidelines stated in UGC directives. Details of information are given in the report in their respective table for clarity and brevity followed by short analysis of the major components or indicators. We therefore, make a humble request for approval and registration of this HEMIS Progress report as per your requirement as stated in your notice dated 30/12/2082.

we are deeply indebted to you for your constant support to the growth of this institution.

Documents enclosed with this report are...

1. cover letter
2. HEMIS Report 2083
3. Vendor declaration form
4. progress report on college digitalization.

With best regards

Sanjay kumar shah
(College chief)

Shambhu Prasad Sah
(For College Chief)
College Chief
Bramhachari Damodarananda College
Mirchaiya Municipality-5, Siraha


Mirchaiya-5, Siraha District, Madhesh Pradesh, Nepal

Ph.:+977-033-550070, 9852834289, Website: www.bdcollege.edu.np, Email: bdcollege823@gmail.com

EDUCATION MANAGEMENT INFORMATION SYSTEM

HEMIS PROGRESS REPORT

(2083 BS)



PREPARED BY:

**BRAMHACHARI DAMODARANANDA COLLEGE,
MIRCHAIYA -5, MADEHSH PROVINCE, DIST. SIRAHA.**



SUBMITTED TO :

**UNIVERSITY GRANTS COMMISSION,
SANOTHIMI, BHAKTAPUR, NEPAL**

FOREWORD:

This HEMIS Report provides an over view of the various component of B D College basically performed in every academic year such as student admission, running program and level as per the demand of the guardian and students. It sheds light on the admission trend of the college, drop-out rate, willingness of continuing studies by students over the years beyond the first semester or year. It also gives hints on the exam appearance trend, pass trend and graduation trend. The report in brief also discusses the public financing mode in current situation.

As the college runs very limited level and program, so the report seems terse and clear to peruse. In most cases due to time constraint we have just managed the data and figure in the respective table. As far as possible we have made graph and chart to make the report more logical and convincing.

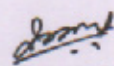
Finally, all basic information has been included as far as possible and express our gratitude to HEMIS staffs. We never forget the invaluable contribution made by the administration and legal advisor Mr. Binod kumar Dahal for preparing the framework of this report . we also remember the contribution made by Mr. Ram Dev Yadav and Mr. Bibek Kumar Mandal for processing the available data and figure included in this report.

We regret the loopholes and errors crept inside this volume and promise to reform on future edition . Thanks ,


With Best regards,

Mr. Krishna Kumar shah

(Chairman: BD College CMC)
Mirchaiya , Siraha, Nepal


Mr. Shambhu Prasad Sah

For College chief: BD College

 College Chief
Bambhachari Damoderananda College
Mirchaiya Municipality-5, Siraha



ACKNOWLEDGEMENTS:

We are highly indebted to the following individuals and officials without whose support and assistance

the preparation of this report would not have become successful. And we keep the following members in our memory for acknowledgement such as

Mr. Binod Kumar Dahal , legal and administrative advisor for his constant support in formatting and frame work coverage as well as editing of the typed text.

Mr. Bijay Kumar KC for his invaluable cooperation in the checking and collection of the data.

Mr. Ram Dev Yadav , in preparing and typing of the text both for initial and final volume.

MR. Bibek Kumar Mandal for collecting the proofs and evidence to be attached at the annex section and collection data

Mr. Shambhu Pd. Shah for anchoring and providing time frame to submission process. Thanks .



ACRONYMS:

1. HEMIS: Higher Education Management Information System.
2. NEHEP: Nurturing Excellence In Higher Education Program
3. UGC : University Grants commission
4. BD/ BDC: Bramhachari Damodarananda/ Bramhachari Damodarananda College.
5. CMC : College management Committee.
6. B ED: Bachelor of Education
7. BBA :Bachelor of Business Administration
8. MED : Masters in Education
- 9 BBS: Bachelor in Business Studies
10. BCA: Bachelor In Computer Application
11. BBA :Bachelor In Business Administration
12. MBS: Masters in Business Studies
13. STEM : Science, Technology , Engineering and Mathematics
14. EMIS : Education management information System
15. GPI : Gender Parity Index



Table of content

SN	Topics	page no.
1.	Section 1: Introduction	1
2.	Section 2: Campus level, faculty and program.....	2
3	Section 3: Student Enrollment.....	3
4.	Section 4: Pass rate	8
5.	Section 5: Graduates.....	9
6.	Section 6 : Gender Parity Index.....	11
7.	Section 7 : Public Financing	13
8.	Section 8: Teachers / staffs	14
9.	Section 9: Student - Teacher Ratio.....	17
10.	Section 10: Recent Trend (Enrollment, pass rate, graduate, financing)..	18
11.	Section 11. Annex summary	19
12.	Alumni	21
13.	Scholarship and Discount	22
14.	Fee Management	23



List of table

Table	Page no.
Table 1: Total No. of students by Faculty and Gender.....	4
Table 2 : Total No. of students by faculty and ethnicity	4
Table 3 : Total No. of students by program, Gender and ethnicity.....	5
Table 4 : Total No. of students by District, Gender and ethnicity	7
Table 5: Total No. of students by Province	7
Table 6: Students pass rate by program	8
Table 7: Students Graduation information	9
Table 8: Number of graduate students by Gender	9
Table 9: Number of graduate students by Ethnicity.....	9
Table 10: No. of students Drop-out	10
Table 11: No. of students Drop-out by Ethnicity	10
Table 12: Students overall GPI	11
Table 13: Total No. Teacher by Ethnicity and Gender	14
Table 14: Total No. Teacher by Gender.....	14
Table 15: Total No. Teacher by qualification	14
Table 16: Teachers by their faculty	15
Table 17: Teachers by their position	15
Table 18: Teachers by their department.....	15
Table 19: Non Teaching staffs by their position.....	16
Table 20: Non Teaching staffs by their section	16
Table 21: ratio of students and teacher	17
Table 22: Enrollment by Level, Faculty, Program, Gender and caste ethnicity.....	19
Table 23: Students Enrollment by Region (Mountain, Hill and Terai).....	19



List of Figure

Figure	Page no.
Figur 1: Students enrollment details	3
Figur 2: Total number of students by Program wise enrollment	5
Figure 3: Total number of students by Program and gender	6
Figure 4: Students overall GPI.....	12
Figure 5: Income and Expenses	13
Figure 6: Student Enrollment Trends.....	18
Figure 7: Students graduate trend.....	18
Figure 8: Students alumni.....	21
Figure 9: Scholarship & Discount	22
Figure 10: Fee management	23



HEMIS REPORT SECTION

Section: 1. Introduction

Bramhachari Damodarananda college is a community based/ public higher education institution. In brief, it is also called as B.D. College. This institution is located in Mirchaiya Municipality ward no. 5 of Siraha district in Madhesh province. This institution is affiliated to Tribhuvan University , Kirtipur, Kathmandu.

This college is now running 2 faculty programs: BBS (management) and B ED (education) both 4 year programs on different subjects in bachelor level and in master's level it is also running M ED (4 semesters) in Health, English and Nepali subjects under education faculty.

This college was set up in 2065 BS as a non- profit sharing educational institution having its own legal entity and statutes . Publication of HEMIS Report under this college is a regular task . The said task enables the institution to keep accurate detail of the students' academic life plus administrative duty discharged from this institution. The minute details regarding this institution's registration and students status, the readers are advised to consult or refer the component and required modules given in the HEMIS portal of BD college's web site.



Section: 2. Campus Level, Faculty And Programs

BD College currently runs 2 level academic programs. One is bachelor level and next is the Master's level. However, there is no wide inclusion of other levels i.e. Bachelor's, Master's , M Phil's, and P HD level etc. And even bachelor's level does not include other programs apart from BBS and B ED . In similar way, further continuity of the related subject is restricted to bachelor's level only for BBS and one more level for B ED program except the bachelor's level.

So, till now, the college runs only two faculties: Education and Management. It has been aimed to generate the core employees required for school, college and universities as well as various offices where demand of accountant, manager, and financial analysts are very high.

Four year BBS and four years B ED are the two major study programs available for students in B D college in different subject specialization. An additional M ED program is also successfully implemented in the college in which students can do specialization in English, Nepali and Health education. The said Master's program is of semester system having 4 semesters all together . The students mostly graduating from the college have found the M ED level too beneficial since it has saved them from going another institution to enroll in the Master's level.

Also, BD college has applied for more programs such as BA, BCA, BBA, MBS etc to expand the horizon of both level and programs to meet the demand of new graduates and it is hoped that soon the affiliating university confers the licensing documents of the said programs and levels.



Section 3: Student Enrollment

3.1 Student Enrollment

In Bramhachari Damodaranand College, there are total of 814 students are enrolled, with 518 females and 296 males in the Bramhachari Damodaranand College.

3.1.1 Student enrollment/ Registration Details

Student Enrollment/Registration Detail Report By F.Y/Batch: Name (Full), Roll No, District, Local Level, ethnicity, Gender, Age, Batch Year, Faculty, Level, and Program etc.

S.No	Student Name & Email	Gender & Roll No	Phone	Father Name	Level & Batch	Faculty & Program
1	CHANDA KUMARI PASMAN	Female 820300115	9813222422	RAM BARAN PASMAN	Bachelor / 2082	Education B. Ed
2	BAL KUMAR ALE MAGAR nilawa204@gmail.com	Male 820300114	9863870185	TANK BAHADUR ALE MAGAR	Bachelor / 2082	Education B. Ed
3	SANDHYA KUMARI SAH	Female 820300113	9713105801	KALASH KUMAR SAH	Bachelor / 2082	Education B. Ed
4	SACHIN KUMAR SAH	Male 820300112	9702902891	BAL KISHOR SAH	Bachelor / 2082	Education B. Ed
5	INDRAJIT YADAV	Male 820300111	9803350411	SANTOSH KUMAR YADAV	Bachelor / 2082	Education B. Ed
6	NEHA KUMARI PURBEY	Female 820300110	9815764161	CHANDESHWAR PURBEY	Bachelor / 2082	Education B. Ed
7	NISHCHITA SHAH	Female 820300109	970772123	BAJUNATH PRASAD SAH	Bachelor / 2082	Education B. Ed

Figur 1: Students enrollment details

The HEMIS system provides an opportunity to input data for the actual enrollment of students at the campus. The table above displays details such as Full Name, Gender, Ethnicity, Date of Birth, Batch Year, Semester/Year, Roll Number, University Registration Number, Phone Number, Level, Faculty, Program, and more.

3.1.2 Students by Faculty and Gender

In total, BD College serves **814 students**, with a significant female majority, reflecting the campus's inclusive approach to higher education.

Under the **Faculty of Management**, the college runs the **Bachelor in Business Studies (BBS)** program. This program has a total enrollment of **445 students**, comprising **182 male** and **263 female** students. It aims to provide foundational and applied knowledge in business and management practices.

The **Faculty of Education** offers the **Bachelor in Education (B.Ed.)** program, which is the most populated program on campus. A total of **319 students** are enrolled, including **90 male** and **229 female** students. This program focuses on preparing future educators with the necessary



pedagogical and teaching skills. Like wise in master level of education faculty there are 50 students all together out which 24 are male and remaining 26 are female.

S.No.	Program Name	Level	Faculty	Gender			Total
				Male	Female	Others	
1	Bachelor in Business Studies	Bachelor	Management	182	263	0	445
2	Bachelor in Education	Bachelor	Education	90	229	0	319
3	Master in Education	Master	Education	24	26	0	50
Grand Total				296	518	0	814

Table 1: Total No. of students by Faculty and Gender

3.1.3 Students by faculty and Ethnicity

In terms of ethnicity, Madheshi students represent the largest group with 618 students, followed by Brahman (34), Dalit (43), Others (3), Tharu (12), Chhetri (54), Janjati (27), and Muslim (23). The data highlights a notable gender imbalance and ethnic diversity across both programs.

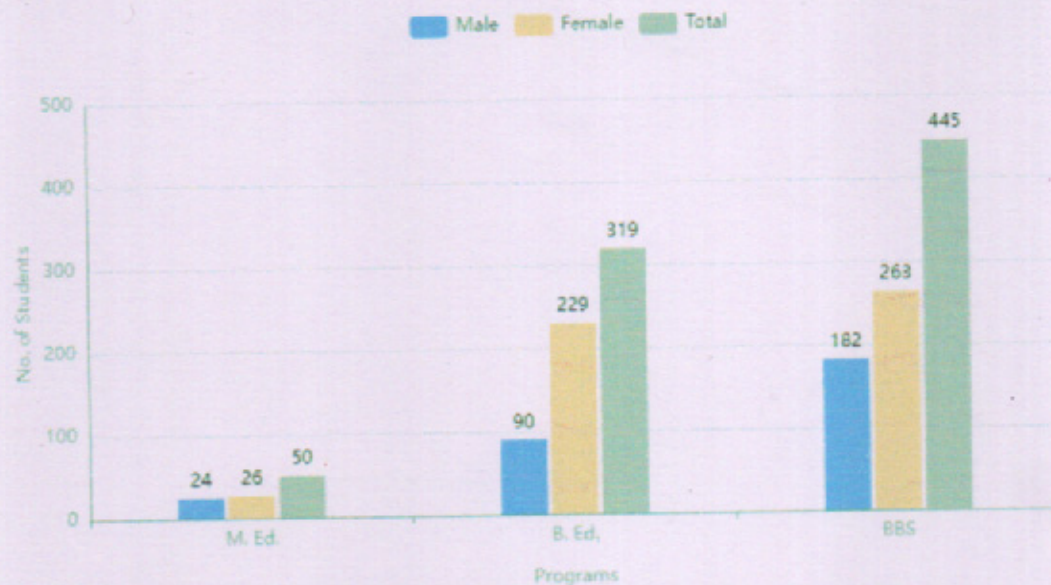
S.No.	Program Name	Level	Faculty	Ethnicity								Total
				Brahman	Dalit	Muslim	Tharu	Janajati	Others	Madheshi	Chhetri	
1	Bachelor in Business Studies	Bachelor	Management	21	27	17	10	14	2	329	25	445
2	Bachelor in Education	Bachelor	Education	12	15	6	2	7	1	249	27	319
3	Master in Education	Master	Education	1	1	0	0	6	0	40	2	50
Grand Total				34	43	23	12	27	3	618	54	814

Table 2 : Total No. of students by faculty and ethnicity

3.1.4. Program-Wise Enrollment

A total of 814 students are enrolled across two bachelor-level programs and one master level program: Business Studies under the Faculty of Management and Education under the Faculty of Education. The given table presents enrollment data for two bachelor-level programs: Bachelor in Business Studies under the Faculty of Management and Bachelor in Education under the Faculty of Education. A clear view is given below in the figure of bar graph.





Figur 2: Total number of students by Program wise enrollment

3.1.5 Students by Program, Ethnicity, Gender

BDcollege has a total of 814 students enrolled across three programs: Bachelor in Business Studies (BBS) and Bachelor in Education (B.Ed.), Masters in education(M.Ed). Among them, 296 are male and 518 are female, with no students identifying as other genders.

The student body reflects a diverse ethnic composition. The largest groups are from the Dalit (43) and Others (3) categories, followed by Brahman (34) and Tharu (12). Smaller representations include Muslim (23), Madhesi (618), Chhetri (54) and Janjati (27).

S.No.	Program Name	Gender			Ethnicity									Total
		Male	Female	Others	Brahman	Dalit	Muslim	Tharu	Janajati	Others	Madhesi	Chhetri		
1	Bachelor in Business Studies	182	263	0	445	21	27	17	10	14	2	329	25	445
2	Bachelor in Education	90	229	0	319	12	15	6	2	7	1	249	27	319
3	Master in Education	24	26	0	50	1	1	0	0	6	0	40	2	50
Grand Total		296	518	0	814	34	43	23	12	27	3	618	54	814

Table 3 : Total No. of students by program, Gender and ethnicity



3.1.6. Faculty-wise Enrollment

The College currently operates two faculties: **Education** and **Management**. The bar chart below illustrates the number of students enrolled in each faculty, categorized by gender (male and female) along with the total student count. There are 518 female and 296 Male students in the college. Also out of 50 master level students 24 are male and 26 are female.



Figure 3: Total number of students by Program and gender

3.1.7. District-wise Enrollment

Table shows that all **814 students** enrolled at BD college majorities are from **Siraha district**. Dhanusha District represents second largest number of total enrolled students.(34). There are all together 20 District from which students have applied for admission.

S.No.	District	Male	Female	Other	Total Gender	EDG	Chhetri	Madhesi	Dalit	Muslim	Tharu	Janajati	Others
1	Baitadi	2	0	0	2	0	2	0	0	0	0	0	0
2	Bara	1	0	0	1	0	0	0	0	0	1	0	0
3	Bhojpur	0	1	0	1	0	1	0	0	0	0	0	0
4	Chitwan	0	2	0	2	0	0	2	0	0	0	0	0
5	Darchula	1	0	0	1	0	1	0	0	0	0	0	0
6	Dhading	0	1	0	1	0	0	1	0	0	0	0	0
7	Dhanusa	4	6	0	10	0	2	7	0	0	0	1	0
8	Dhanusha	8	26	0	34	0	1	31	1	0	0	1	0



9	Jhapa	1	1	0	2	0	0	0	1	0	0	0	1	0
10	Lalitpur	1	0	0	1	0	1	0	0	0	0	0	0	0
11	Mahottari	1	5	0	6	1	0	0	5	0	0	0	1	0
12	Morang	0	1	0	1	0	0	0	1	0	0	0	0	0
13	Okhaldhunga	2	0	0	2	0	0	0	0	0	0	0	2	0
14	Parsa	0	1	0	1	0	0	0	1	0	0	0	0	0
15	Saptari	1	9	0	10	0	0	0	7	3	0	0	0	0
16	Sarlahi	3	3	0	6	0	1	0	3	1	1	0	0	0
17	Sindhuli	1	1	0	2	0	2	0	0	0	0	0	0	0
18	Siraha	276	461	0	737	7	25	42	575	41	23	9	19	3
19	Sunsari	0	3	0	3	0	1	0	2	0	0	0	0	0
20	Udayapur	7	18	0	25	0	3	9	7	1	0	2	3	0
Total		309	539	0	848	8	36	55	643	47	24	12	28	3

Table 4 : Total No. of students by District, Gender and ethnicity

3.1.9. Students by Province, ethnicity, and gender

The analysis of students by province, ethnicity, and gender shows a highly concentrated enrollment pattern at Bd college. Out of 814 students, Madhesh province(773) stands on top followed by Koshi Province(34). Other Provinces have very nominal or no representation

S.No.	Faculty	Koshi	Madhesh	Bagmati	Gandaki	Lumbini	Karnali	Sudurpashchim	Total
1	Bachelor in Business Studies	11		0	0	0	0	2	445
2	Bachelor in Education	16		3	0	0	0	1	319
3	Master in Business Studies	0		0	0	0	0	0	0
4	Master in Education	7		1	0	0	0	0	50
	Grand Total	34	773	4	0	0	0	3	814

Table 5: Total No. of students by Province



Section 4: Pass Rate

4.1. Student Appeared in exam and Pass Rate

The "Bachelor in Business Studies(2.86%) and Bachelor in Education (42.86%) and master level (30%) . The total pass rate figure is 17.39 %

S.No.	Program	Appeared-Male	Appeared-Female	Appeared-Other	Appeared-Total	Passed-Male	Passed-Female	Passed-Other	Passed-Total	Male (pass %)	Female (pass %)	Other (pass %)	Total (pass %)
1	Bachelor in Business Studies	31	39	0	70	2	0	0	2	6.45	0.00	0.00	2.86
2	Bachelor in Education	3	32	0	35	2	13	0	15	66.67	40.63	0.00	42.86
3	Master in Education	5	5	0	10	0	3	0	3	0.00	60.00	0.00	30.00
	Total	39	76	0	115	4	16	0	20	10.26	21.05	0.00	17.39

Table 6: Students pass rate by program



Section 5: Graduate Information

5.1. Student Graduation Information

The report shows the Graduate information of the college. How many students got the graduation from the College from its functional operation of the HEMIS in the campus. There are tabulated reports related with graduation information. There are Number of Graduated Students by Gender and Number of Graduated Students by Ethnicity in the HEMIS.

S.No.	Program	2078/079	2079/080	2080/081	2081/082	2082/083
1	Bachelor in Business Study	0	0	0	4	0
	Total	0	0	0	4	0

Table 7: Students Graduation information

5.1.1. Number of Graduated Students by Gender

BD College has no graduation data of male students except 4 female graduates.

S.No.	Program	Male	Female	Other	Total	total
1	Bachelor in Business Studies	0	4	0	4	4
	Total	0	4	0	4	

Table 8: Number of graduate students by Gender

5.1.2. Number of Graduated Students by Ethnicity

The graduate students of BD college represent Madhesi all together(4).

S.No.	Program	Chhetri	Brahman	Janajati	Muslim	Madhesi	Dalit	Tharu	Others	Total
1	Bachelor in Business Studies	0	0	0	0	4	0	0	0	4
	Total	0	0	0	0	4	0	0	0	4

Table 9: Number of graduate students by Ethnicity

5.2. Drop out

Drop out is a crucial problem in the higher education. Our college is facing the challenges of Drop-out in margin of 10 to 15 percent out of the total admitted students.



5.2.1. Number of Drop-out Students by Faculty and Level

There are 6 students who have dropped-out his/her studies due to various reasons

S.No.	Program	Male	Female	Others	Total
1	Bachelor in Business Studies	2	4	0	6
	Total	2	4	0	6

Table 10: No. of students Drop-out

5.2.2. Number of Drop-out Students by Ethnicity

The table below gives information that Madhesi students followed by Chhetri ethnicity are on top for dropping the programs

S.No.	Program	Chhetri	Pradhan	n	Janajati	Muslim	Madhesi	Dalit	Tharu	Total
1	Bachelor in Business Studies	1	0	0	0	5	0	0	0	6
	Total	1	0	0	0	5	0	0	0	6

Table 11: No. of students Drop-out by Ethnicity



Section 6: Gender Parity Index (GPI)

6.1. Gender Parity Index

The **Gender Parity Index (GPI)** is a statistical measure used to assess the relative access and participation of males and females in a particular educational context. Typically, it is expressed as a ratio:

The Formula for GPI is as below :

$$\text{GPI} = \frac{\text{(Number of females enrolled or attaining a certain level)}}{\text{(Number of males enrolled or attaining that same level)}}$$

A GPI value close to 1.0 indicates parity between genders, whereas values below or above 1.0 suggest disparities:

GPI helps in understanding whether policies are successfully addressing gender imbalances. Data-driven insights from GPI can guide targeted interventions, such as scholarships, support programs, and outreach efforts. Educational authorities use GPI to monitor progress towards gender equality goals and to set benchmarks for improvements.

- Enrollment Data:** Gather enrollment figures by gender for each program, course, or department.
- Academic Records:** Collect performance metrics such as graduation rates and academic outcomes, segmented by gender.
- Ancillary Data:** Include related data such as dropout rates, continuation rates, faculty support statistics, and even post-graduation employment data if available.

6.2. Overall GPI in Enrollment Record

S.No.	Level	Male	Female	Others	Total
1	Bachelor	292	492	0	764
2	Master	24	26	0	50
Grand Total		296	518	0	814

Table 12: Students overall GPI

Using the formula for the Gender Parity Index:

$$\text{Overall GPI} = \frac{\text{Total female enrollment}}{\text{Total Male Enrollment}}$$

$$\text{Overall GPI} = \frac{518}{296} = 1.75$$



S.No.	Level	Gender				
		Male	Female	Other	GPI	Total
1	Bachelor	272	492	0	1.81	764
2	Master	24	26	0	1.08	50
Grand Total		296	518	0	1.75	814

Figure 4: Students overall GPI



Section 7: Public Financing

7.1. Income and Expenses

Income & Expenditure Entry List							
Filter by Fiscal Year 2081:082							
S.No	Head Name	Head Type	F.Y	Date of Entry	Income Amount	Expenditure Amount	Remarks
1	Students Fee	Income	2081:082	2081-06-12	Rs. 10800		Kalpna kumari Yadav 01:080
Total Amount:					Rs. 10800	Rs. 0	

Figure 5: Income and Expenses



Section 8: Teachers and Staff

8.1. Teaching and Non-Teaching Staff

BD College has total no. of 20 staffs as teaching and Non-teaching staff. The Non teaching staff categorized by Technical staff and Administrative staff. The report shows the staff record as different prospective of the reporting as Gender, Qualification, Ethnicity, joining type, Post, Categories, and etc.

8.1.1. Teaching Staff

8.1.1.1. Total no of Teachers by ethnicity and gender

There are 15 teaching staff along with 13 male and 2 female. Out of 15 teaching staffs Madhesi are 14 and dalit is 1 person.

S.N.	Ethnicity	Permanent				Temporaty				Contract				Part-time				Grand Total
		Male	Female	Other	Total	Male	Female	Other	Total	Male	Female	Other	Total	Male	Female	Other	Total	
1	Madhesi	5	0	0	5	0	0	0	0	0	0	0	0	7	2	0	9	14
2	Dalit	1	0	0	1	0	0	0	0	0	0	0	0	0	0	0	0	1
Total		6	0	0	6	0	0	0	0	0	0	0	0	7	2	0	9	15

Table 13: Total No. Teacher by Ethnicity and Gender

8.1.1.2. Total no of Teachers and Staff by position, Job Type and gender

There are 15 teaching staffs along with 13 male lecturers and 2 lecturers are female.

S.No.	Position	Male	Female	Others	Total
1	Lecturer	13	2		15
2	Total	13	2		15

Table 14: Total No. Teacher by Gender

8.1.1.3. Teaching Staff according to their qualification

There are all master degree holders in their respective subjects.

S.No.	Level	Male	Female	Others	Total
1	Master	13	2	0	15
Grand Total		13	2	0	15

Table 15: Total No. Teacher by qualification

8.1.1.4. Summary of the teachers by their teaching faculty in the collage



The data in the table shows the distribution of teaching faculty across two departments: Education and Management. In the Education department, there are 10 male and 1 female teachers, totaling 11 faculty members. The Management department has 3 male teachers and 1 female or other gender representations, making a total of 4. Overall, there are 15 teachers in total—13 male and 2 female—with no individuals identified as other genders.

S.No.	Department	Male	Female	Others	Total Teachers
1	EDUCATION	10	1	0	11
2	MANAGEMENT	3	1	0	4
	Total	13	2	0	15

Table 16: Teachers by their faculty

8.1.1.5. Summary of Teachers according to their position

The table summarizes the teaching staff based on their positions. There are 15 teaching staffs most are male 2 are female in lectures.

S.No.	Position	Male	Female	Others	Total
1	Lecturer	13	2		15
	Total	13	2		15

Table 17: Teachers by their position

8.1.1.6. Teachers by Departments

The summary shows the distribution of teachers across two departments. The Department of Education has a total of 11 teachers, including 10 male and 1 female faculty members. The Department of Management has 3 male teachers and 1 female, no other gender representation. Overall, there are 15 teachers in total—13 male and 2 female—across both departments.

S.No.	Department	Male	Female	Others	Total Teachers
1	EDUCATION	10	1	0	11
2	MANAGEMENT	3	1	0	4
	Total	13	2	0	15

Table 18: Teachers by their department



8.1.2. Non-teaching Staff

8.1.2.1. Non-teaching staffs according to their position

The summary of non-teaching staff at BD college shows a total of 5 members. There is 1 male Office Assistant, while the roles of "Other" and Assistant Accountant are held by 0 female staff. There is no representation from other gender categories.

S.No.	Position	Male	Female	Others	Total
1	Ass. Accountant	2	0	0	2
2	Office Assistant	1	0	0	1
3	Second Class	1	0	0	1
4	Assistants	1	0	0	1
	Grand Total	5	0	0	5

Table 19: Non Teaching staffs by their position

8.1.2.2. Non-teaching staffs by Section

The given table presents the distribution of non-teaching staff at BD college, revealing a total of three personnel across different administrative roles. Specifically, there is one Office Assistant, one Assistant Accountant, and one staff member.

S.No.	Position	Male	Female	Others	Total
1	ADMIN	5	0		5
	Grand Total	5	0	0	5

Table 20: Non Teaching staffs by their section



Section-9: Student-Teacher Ratios

9.1. About Student-Teacher Ratios

The **student-teacher ratio** is a metric used to measure the number of students assigned to each teacher in a college. It gives an idea of the average class size and how much individual attention a student might receive. Lower ratios usually indicate smaller class sizes, allowing for more personalized instruction and Higher ratios might suggest crowded classrooms, which can impact learning quality. The standard formula of the **student-teacher ratio** is as below:

$$\text{Student-Teacher Ratio} = \frac{\text{Number of Students}}{\text{Number of Teachers}}$$

The student-teacher ratio is a key indicator that reflects the level of attention and support students may receive in an educational setting.

9.1.1. Student-Teacher Ratios in the College

In the given data, the Faculty of Education has 8 teachers and 163 students, resulting in a ratio of approximately 1:27.13 students per teacher.

S.No.	Teaching Faculty	Male	Female	Others	Total	Total Students	STR (Student / Teacher)
1	Management	3	1	0	4	445	111.25
2	Education	10	1	0	11	369	33.55
3	Education	10	1	0	11	0	0.00
4	Management	3	1	0	4	0	0.00
	Grand Total	26	4	0	30	814	27.13

Table 21: ratio of students and teacher



Section-10: Recent Trends (Enrollment, Graduates, Pass Rates and Financing)

10.1. Student Enrollment Trends

The student enrollment trend at BD college seems to be diverting from Education and management faculty every year. if one looks at figure of enrollment table we get this information

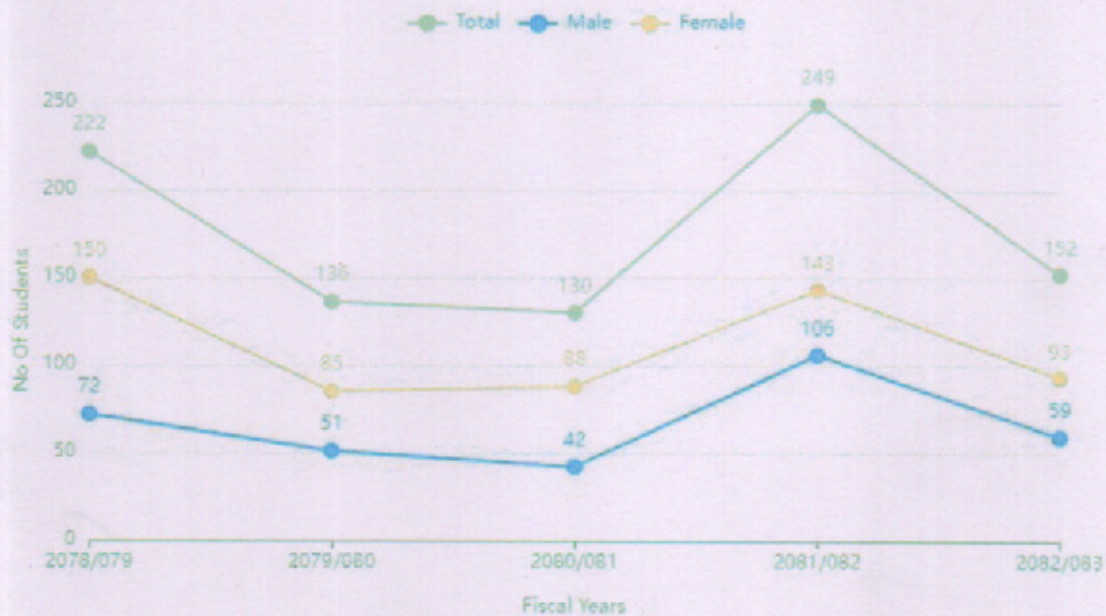


Figure 6: Student Enrollment Trends

10.2. Student Graduates Trends

Here is a graph for the Graduation trends display as a statistical summary but the graduation data are not updated yet in the HEMIS. So, The report is empty. The graphs shows the value of the 2077/078 to 2081/082.

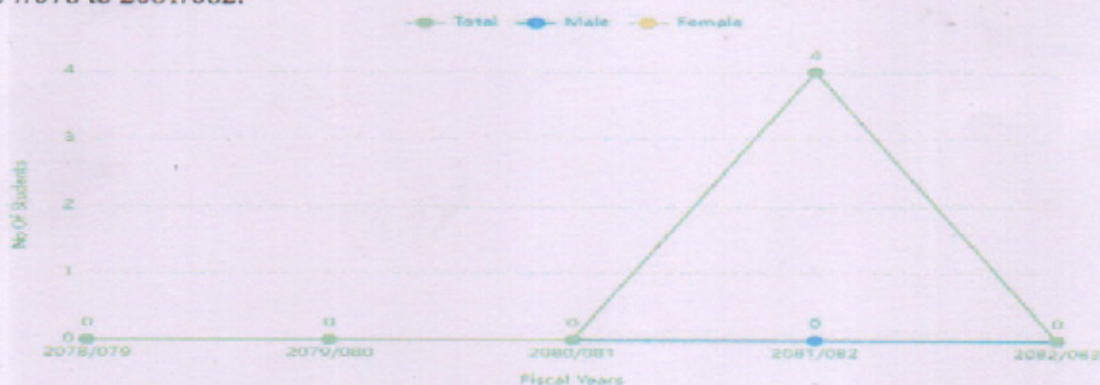


Figure 7: Students graduate trend



Section 11: Annex Summary

11.1. Enrollment by Level, Faculty, Program, Gender and caste ethnicity

BDcollege has a total of 814 students enrolled across three programs: **Bachelor in Business Studies (BBS)** and **Bachelor in Education (B.Ed.)**, **Masters in education(M.Ed)**. Among them, 296 are male and 518 are female, with no students identifying as other genders.

The student body reflects a diverse ethnic composition. The largest groups are from the **Dalit (43)** and **Others (3)** categories, followed by **Brahman (34)** and **Tharu (12)**. Smaller representations include **Muslim (23)**, **Madhesi (618)**, **Chhetri (54)** and **Janjati (27)**.

S.No.	Program Name	Gender				Ethnicity								
		Male	Female	Others	Total	Brahman	Dalit	Muslim	Tharu	Janajati	Others	Madhesi	Chhetri	Total
1	Bachelor in Business Studies	182	263	0	445	21	27	17	10	14	2	329	25	445
2	Bachelor in Education	90	229	0	319	12	15	6	2	7	1	249	27	319
3	Master in Education	24	26	0	50	1	1	0	0	6	0	40	2	50
Grand Total		296	518	0	814	34	43	23	12	27	3	618	54	814

Table 22: Enrollment by Level, Faculty, Program, Gender and caste ethnicity

11.2. Students Enrollment by Region (Mountain, Hill and Terai)

The BD college HEMIS report indicates that all 780 enrolled bachelor-level students originate exclusively from the Terai region, with no representation from the Mountain or Hill regions

S.No.	Faculty	Mountain-Male	Mountain-Female	Mountain-Other	Mountain-Total	Hill-Male	Hill-Female	Hill-Other	Hill-Total	Terai-Male	Terai-Female	Terai-Other	Terai-Total	Total
1	Bachelor	0	0	5	0	5	5	0	10	171	249	249	420	430
2	Bachelor	0	0	13	0	5	13	0	18	84	199	199	283	301
3	Master	0	0	2	0	4	2	0	6	19	24	24	43	49
Total		0	0	20	0	14	20		34	274	472		746	780

Table 23: Students Enrollment by Region (Mountain, Hill and Terai)



. This concentration may reflect the campus's geographical location and its accessibility to students from the Terai. Notably, female students constitute approximately 65% of the total enrollment, highlighting a significant gender disparity favoring female participation. This trend aligns with national data, where the Gender Parity Index (GPI) in higher education is 1.09, indicating higher female enrollment overall . The absence of students from the Mountain and Hill regions underscores the need for targeted outreach and support programs to enhance regional diversity and inclusivity in higher education.



12. Alumni

BD College has recently updated the Alumni association with active members. This association have organized many programs like (Tree Palntation)

List of Alumni Students ADD NEW ALUMNI

Q Search by name, email, phone, program, or degree



S.No	Full Name	Gender	DOB (D/M)	Email	Phone Number	Program	Enrolled Years	Passed Years	Reg. No	Action
1	Kritika Kumar Sati	Male	2017-08-11	kritikasati1005@gmail.com	9804720980	Bachelor in Business Studies	2017	2021	710-803-12-2020	 

Figure 8: Students alumni



13.Scholarship & Discount

BD college is conscious about providing opportunities to marginalized, poor and talented students with yearly internal scholarship programs and facilitating many external scholarship programs offered by provincial government and UGC.

Search by Roll No. List of Students with Scholarship [EXPORT TO EXCEL](#)

S.No	Full Name	Gender	DOB(DD)	Ethnicity	Roll No	Fiscal Year	Semester/Year	Roll No	Level	Program	Amount
1	RACHANA DALMIYAK	Female	2082/01/01	Jaradi	2081	2081/082	Third semester	06/081	Master	Master in Education	Rs 5000
2	PRADIP KUMAR SAFI	Male	2082/01/01	Madhesi	2081	2082/083	Third semester	06/081	Master	Master in Education	Rs 5000
3	NATHUNI YADAV	Male	2042/01/01	Madhesi	2081	2081/082	Third semester	2/080	Master	Master in Education	Rs 5000
4	ARCHANA BISHWAKARMA	Female	2080/01/01	Dalit	2081	2081/082	Third semester	01/081	Master	Master in Education	Rs 5000
5	SAGIT MAHASETH	Male	2080/09/29	Madhesi	2081	2082/083	First year	15	Bachelor	Bachelor in Education	Rs 6000
6	PULJA NAUPANE	Female	2083/11/08	Brahman	2081	2082/083	First year	18	Bachelor	Bachelor in Education	Rs 4000
7	NEHA KUMARI YADAV	Female	2082/11/23	Madhesi	2081	2081/082	First year	2	Bachelor	Bachelor in Education	Rs 6000
8	ARJUNA KUMARI	Female	2081/05/03	Madhesi	2081	2081/082	First year	12	Bachelor	Bachelor in Education	Rs 5000

Figure 9: Scholarship & Discount



14. Fee Management

BD College has been continuously recording and updating the college fee like admission, monthly etc. All the operating expenses, administrative expenses including wages & salary are also being recorded systematically.

List of Fee Items							
S.No	Fee Type	Fee Type Name			Fee Amount (NPR)		
1	General Fee	B.D. College Mirchahiya-05, Siraha			Rs. 10,000		
2	General Fee	Admission Fee			Rs. 1,500		
3	General Fee	Monthly fees.			Rs. 12,000		

S.N	Receipt No.	Full Name	Program	Semester/Year	Date of Payment	Fiscal Year	Action
1	1	AARZO BAH	Bachelor in Business Studies	Second year	001-01-01	2081-081	A. GENERATE
2	1	AARZO BAH	Bachelor in Business Studies	First year	001-01-01	2081-081	A. GENERATE
3	1	AASHA UJHATD	Bachelor in Business Studies	First year	001-01-01	2081-081	A. GENERATE

Figure 10: Fee management





General Information of Campus

Campus Name: Bramhachari Damodaranand College**Affiliating University:** Tribhuvan University**Address:** Mirchaya**Province:** Madhesh, **District:** Siraha**Local Level:** Mirchaya Municipality**Campus Phone/Email:** / bdcollege823@gmail.com**Campus Chief Name:** Sanjay Kumar Shah**Campus Chief Contact No:** 9852834289,**Campus Chief Email:** bdcollege823@gmail.com**Landline Phone:** null**Focal Person:** Sanjay Kumar Shah**Focal Person Email/Phone:** shahsanjay2035@gmail.com / 9852834289

UGC Representative

Offered Faculty and Programs

Faculty:

a) Management

b) Education

Level:

a) Master

b) Bachelor

Offered Programs:

a) Master in Business Studies

b) Bachelor in Business Studies

c) Bachelor in Education

d) Master in Education

Summary Report of Enrolled Students

S.No.	Program	Level	Gender		
			Male	Female	Total
1	Bachelor in Business Studies	Bachelor	182	263	445
2	Bachelor in Education	Bachelor	90	229	319
3	Master in Education	Master	24	26	50
Total			296	518	814

Summary Report of Teaching Staff by Gender

S.No.	Post	Gender		
		Male	Female	Total
1	Professor	0	0	0
2	Reader	0	0	0
3	Lecturer	13	2	15
4	Asst. Lecturer	0	0	0
5	Teaching Assistant	0	0	0
6	Other	0	0	0
Grand Total		13	2	15

Summary Report of Non-Teaching Staff by Gender



S.No.	Post	Gender		
		Male	Female	Total
1	Ass. Accountant	2	0	2
2	Office Assistant	1	0	1
3	Second Class	1	0	1
4	Assistants	1	0	1
Grand Total		5	0	5

FOY

.....
 Campus Chief
 College Chief
 Brambarachi Damodarmani College
 Mirchaya Municipality-5, Siraha

.....
 UGC Representative



1. Student Enrollment: Annual System

1.1 Bachelor in Business Studies

Year	Male	Female	Others	Total	EDJ	Dalit	Muslim	Tharu	Janajati	Chhetri	Brahman	Others	Total
First	76	89	0	165	0	21	6	2	6	2	3	0	165
Second	46	89	0	135	0	3	4	4	6	15	10	0	135
Third	31	35	0	66	0	1	3	1	2	4	5	0	66
Fourth	29	50	0	79	0	2	4	3	0	7	4	0	79
Grand Total	182	263	0	445	0	27	17	10	14	28	22	0	445

1.2 Bachelor in Education

Year	Male	Female	Others	Total	EDJ	Dalit	Muslim	Tharu	Janajati	Chhetri	Brahman	Others	Total
First	68	124	0	192	0	10	2	0	5	7	5	1	192
Second	14	45	0	59	0	3	2	0	1	8	3	0	59
Third	2	14	0	16	0	2	1	1	0	3	1	0	16
Fourth	6	46	0	52	0	0	1	1	1	11	3	0	52
Grand Total	90	229	0	319	0	15	6	2	7	29	12	1	319



2. Student Enrollment: Semester System

2.1 Master in Education

Year	Male	Femal e	Other s	Total	EDJ	Dalit	Musli m	Tharu	Janajat i	Chhetr i	Brahma n	Other s	Total
First	19	21	0	40	0	0	0	0	4	3	0	0	40
Second	1	0	0	1	0	0	0	0	0	0	0	0	1
Third	4	5	0	9	0	1	0	0	2	0	0	0	9
Fourth	0	0	0	0	0	0	0	0	0	0	0	0	0
Fifth	0	0	0	0	0	0	0	0	0	0	0	0	0
Sixth	0	0	0	0	0	0	0	0	0	0	0	0	0
Sevent h	0	0	0	0	0	0	0	0	0	0	0	0	0
Eighth	0	0	0	0	0	0	0	0	0	0	0	0	0
Grand Total	24	26	0	50	0	1	0	0	6	3	0	0	50



3. Total students who appeared for the examination and students who successfully passed.

3.1 Status of appeared & passed students in the F.Y: 2082/083 (Regular Students only)

S. No	Program	Appeared	Passed	Appeared(M)	Passed(M)	Appeared(Fe)	Passed(Fe)	Appeared(O)	Passed(O)	Remarks
1	Bachelor in Business Studies	70	2	31	2	39	0	0	0	
2	Bachelor in Education	40	20	4	3	36	17	0	0	
3	Master in Business Studies	0	0	0	0	0	0	0	0	
4	Master in Education	10	3	5	0	5	3	0	0	
	Grand Total	120	25	40	5	80	20	0	0	



4. Teaching and Non-Teaching Staff Activity in Last F.Y

4.1 Teaching staff by gender and contract type by post

Post	Permanent				Temporary				Contract				Part-Time				Grand Total
	M	F	O	T	M	F	O	T	M	F	O	T	M	F	O	T	
Lecturer	6	0	0	6	0	0	0	0	0	0	0	0	7	2	0	9	15
Total	6	0	0	6	0	0	0	0	0	0	0	0	7	2	0	9	15

4.2 Non-Teaching staff by gender and contract type by post

Post	Permanent				Temporary				Contract				Part-Time				Grand Total
	M	F	O	T	M	F	O	T	M	F	O	T	M	F	O	T	
Ass. Accountant	2	0	0	2	0	0	0	0	0	0	0	0	0	0	0	0	2
Office Assistant	1	0	0	1	0	0	0	0	0	0	0	0	0	0	0	0	1
Second Class	1	0	0	1	0	0	0	0	0	0	0	0	0	0	0	0	1
Assistants	1	0	0	1	0	0	0	0	0	0	0	0	0	0	0	0	1
Total	5	0	0	5	0	0	0	0	0	0	0	0	0	0	0	0	5

No Data Available

5.4 Faculty Member receiving Fellowship

--

No Data Available

Does the campus have a Research Management Cell: Yes/No

Note: Make duplicate copies of this form if necessary



5. Research, Publication, and Fellowship Activity in Last F.Y

5.1 Researcher Details:

Researcher Details (Faculty Members)				Particulars				
SNo	Name	Position	Teaching Faculty	Research Title	Sponsoring Agency	Grant Received	Research Duration (days)	Remarks
1								

*: Please mention whether the Research is completed, ongoing, or in the pipeline etc.

5.2 Researcher Publications

S.No	Name	Post	Faculty	Publication Title	Publication Date	Name of Journals	Remarks*
1							

*: Please mention whether the publication is Research Report or published refereed Journals/professional Journals/other Journal.

5.3 Campus Publications

Publication Title	Publication Date	Publication (e.g Professional, Memorial, Bulletin, Others - please specify)	Publication Period (e.g Annual, Biannual, Others - please specify)
No Data Available			

5.4 Faculty Member receiving Fellowship:

Fellowship Faculty Members Details				Particulars					
SNo	Name	Post	Faculty	Fellowship Duration	Sponsoring Agency	Fellowship Award Date	Fellowship Duration	Total Fellowship amount	Total Fellowship amount (Rs.)
No Data Available									

Does the campus have a Research Management Cell: Yes [] No []

Note: Make additional copies of this form if necessary



6. Physical Infrastructures

6.1 Land details of campus

S.No	Kitta No.	Total Area (sq.ft)	Area Unit	Ownership	Sheet No.	Remarks
No Data Available						

6.2 Building details of campus

S.No	Block No	Area (sq.ft)	No. of classroom	Area (sq.ft)	Ownership	Has Internet Connection?	Remarks
1	Block No 1	1	12	14	Yes	Yes	
2	Block No. 2	1	14	14	Yes	Yes	
Grand Total		2	26	28			

6.3 Lab details of campus

S.No	Lab Name	Building Name	Area Covered	Lab Type	Adequacy ?	Internet ?	Equipments	Remarks
------	----------	---------------	--------------	----------	------------	------------	------------	---------



6.4 Hostel details of campus

S.No	Type	Rooms	Seats	Area (sq.ft)	Block	Playground	Internet	Drinking Water	Toilet	Remarks
------	------	-------	-------	--------------	-------	------------	----------	----------------	--------	---------

6. Facility details of campus

S.No	Facility Type	Facility Availability	Adequacy of Facility	Remarks
------	---------------	-----------------------	----------------------	---------

1. Name of the facility
2. Location of the facility
3. Details of the facility
4. Details of the facility
5. Details of the facility



7. Financial details

7.1 Actual Financial Status in Last F.Y: 2082/083


Sources of Income	Amount (Rs.)	Total Expenditures			
		Operating Costs	Amount	Capital Expenditure	Amount
	0	Travel expenses	2,000		0
Grand Total	0		2,000		0

Bank Account Details:

- a) Bank Name: Nepal Bank Limited
- b) Branch: Mirchaiya
- c) Account No: 31200107263920000000
- d) Account Type: Other



Vendor Declaration form for HEMIS API integration

S. No.	Particular	Status (Y/N)	Remarks
	Dynamic Website & Software Links: Has the campus established a fully functional website with links to HEMIS and other useful software? (Y/N)	Y	
1	UGC-Compliant HEMIS: Has the campus developed HEMIS as per UGC guidelines, including the required modules with compulsory fields? (Y/N)	Y	
2	Centralized & Modular Structure: Developed with Integration, Scalability, and Interoperability as per UGC HEMIS guidelines? (Y/N)	Y	
3	Standardized data management: Has the campus developed HEMIS according to higher education academic regulatory frameworks? (Y/N)	Y	
4	Data Validation & Reporting: Ensured proper data field validation and complete data reporting as per UGC HEMIS guidelines (UGCEMIS Report)? (Y/N)	Y	
5	Real-Time Data Synchronization: Does the campus HEMIS have automatic real-time data synchronization with the University and UGC HEMIS? (Y/N)	Y	
6	Indicator-Based Reporting: Has the campus HEMIS developed with an executive reporting module as per UGC HEMIS guidelines, ensuring reported data matches the data in HEMIS?	Y	
7	campus's official domain (sub-domain) and deployed in the government Data Center database provided DoIT, IDMC, and Singhadurbar/ University Server/Government Authorize	Y	
8	Organization? (Y/N)		
Prepared By: Rokath Bahadur Basnet			
Company Name and Address: Debugsoft P. Ltd., Kuponhole, Lalitpur, Nepal			
Name of Application (if any): iHEMIS			
For Company			
Name : Suresh Basnet			
Designation : Executive Director			
Signature:.....			
Email: dibugsoft@gmail.com			
Mobile No.: +977-9851148425			
			



Progress Report on Campus Digitalization Performance Grants Indicator: Strengthening Web-based HEMIS									
Under UGC NEHEP Extending Digitalization of Higher Education (DLI-6)									
					Date: 2083/01/17				
Name of Campuses:		Bramhachari Damodaranand College							
		Address: Mirchaiya-05, Siraha, madhesh province, Nepal							
Website Address:		www.bdcollege.edu.np							
HEMIS Link:		hemis.bdcollege.edu.np							
Published HEMIS Report Digital Copy Link in Website					https://hemis.bdcollege.edu.np/				
Indicator:		Strengthening Web-based HEMIS :							
Activities: Campus HEMIS establishment with online Data Entry and Reporting as UGC suggested Format:								Status	
Has Campus established dynamic full functional website and kept link of HEMIS other useful softwares in website:								(Yes)	
Has Campus established web based HEMIS software as UGC suggested Technology, Structure and Guidelines:								(Yes)	
Campus HEMIS has standard online Data entry, report structure and compatible software system with UGC HEMIS:								(Yes)	
Has Campus HEMIS integrated with University HEMIS to UGC HEMIS system including with provision of online data reportingn automatically								(Yes)	
Has Campus completed their recent academic data entry and generating executive reports through HEMIS system and campus HEMIS based onine data reporting to University and UGC HEMIS								(Yes)	
Has Campus their HEMIS login credential (Superadmin, Normal user name, password etc)								(Yes)	
Has Campus successfully prepared and published HEMIS report based on their HEMIS reporting module and kept in website								(Yes)	
Has campus taken their official Website Domain, HEMIS Sub domain and Campus HEMIS hosted from Nepal Government Integrated Data Management Center (IDMC) Singhadarbar:								(Yes)	
Does data on EMIS system at college matches with data at UGC HEMIS campus factsheet pushed through API (check validation from remote access tools like anydesk, ultraview etc)								(Yes)	
Necessary System and Documents Check List:					Attached (Y/N)				
1. Cover Letter For Requesting Grants					YES				
2. Campus Published HEMIS Report Digital Copy in Website and send to UGC email					YES				
data reporting to University and UGC HEMIS.					YES				
Prepared By:.....					Verified and Approved By:.....				
IT/EMIS Staff					For College Chief				
Name: Ram Dev Yadav					Name: Shambhu Prasad Sah				
Position: Emis Staff					Position: Asst. College Chief				
Email: ramdevyd21121@gmail.com					Email: shambhugmy@gmail.com				
Mobile no: 9821786448					Mobile no: 9842846654				
Signature:.....					Campus Stamp		Signature:.....		

[Handwritten Signature]
College Chief
 Bramhachari Damodaranand College
 Mirchaiya Municipality-5, Siraha

